


2015-16 HSDM Dean’s Scholars


In 2001, HSDM established the Dean’s Scholars Program to provide postdocs funding during the early stages of their academic career. Congratulations to the new Scholars (highlighted below), and second year Scholars: **Dr. Mattia Bordoli** (Whitman Lab); **Dr. Valerie Salazar** (Rosen Lab); and **Dr. Detina Zalli** (Baron Lab).

William Addison, PhD



Dr. Addison is a postdoctoral fellow in the Baron Lab in the department of oral medicine, infection, and immunity. He is working on, “Transcriptional control of lineage commitment by ZFP521 and ZPF423.” Prior to joining HSDM in 2010, Addison received his PhD from McGill University, Canada under the guidance of Dr. M.D. McKee.

Xuchen (Aimee) Duan, MS, PhD



Dr. Duan is a postdoctoral fellow in the Olsen Lab in the department of developmental biology. She is working on, “Mechanisms by which MSC-produced VEGF determines osteoblast/adipocyte fates at different time points after birth.” Prior to joining HSDM in 2012, Duan received her PhD in orthopedic surgery from the University of Oxford, United Kingdom under the guidance of Drs. Triffitt and Russell. Before matriculating into Oxford’s PhD program, she received her MS in pharmaceutical sciences from Utrecht University, The Netherlands.


Yi Fan, DDS



Dr. Fan is a postdoctoral fellow in the Lanske Lab in the department of oral medicine, infection, and immunity. She is working on, “Role of PTH1R in the early mesenchyme using a conditional deletion mouse model.” Prior to joining the Lab in 2013, Fan received her DDS from the West China School of Stomatology, Sichuan University, China.

HSDM has funded 46 Dean’s Scholars from 2001 through 2015; 42 of these individuals have full-time careers in academia, and four in biotechnology.

Allied-Bristol Life Sciences To License Whitman Lab Intellectual Property and Fund Research



Malcolm Whitman, PhD, professor, and Tracy Keller, PhD, instructor in developmental biology, have identified the mechanism of action behind a known natural product, halofuginone. Halofuginone is a chemical compound based on an active ingredient in the root of the blue evergreen hydrangea, which has been used in traditional Chinese medicine for centuries. Whitman and Keller are co-investigators on this work and their intellectual property will be licensed by Allied-Bristol Life Sciences (ABLS), a joint venture between Allied Minds and Bristol-Myers Squibb Co. The licensing agreement with Harvard’s Office of Technology Development is among the first in a series of discovery and development projects pursued by ABLS. *“Our research is at the right stage for an infusion of resources and expertise to accelerate its progression,” said Whitman. “We look forward to seeing the development of lead compounds from our laboratories into novel therapeutics for the treatment of fibrotic disease, and potentially other indications.”*

New Postdoctoral Fellows and Visiting Student



Joshua Chou, PhD, originally from Sydney, Australia, joined the Baron Lab as a postdoctoral fellow. Chou received his PhD in nano biotechnology from the University of Technology in Sydney, Australia. In the Baron Lab, Chou is working on how cell mechanics affect the Wnt signaling pathway of

bone cells with emphasis on osteoblasts. This will provide a deeper understanding as to how these cells respond to the microenvironment. The hope is to identify key receptors which can improve healthy bone remodeling.




Martha Diaz, PhD, originally from Mexico City, Mexico, joined the Intini Lab as a postdoctoral fellow. Diaz received her PhD in science from the National Autonomous University of Mexico. After completing her PhD, Diaz worked at the Institute of Biomedical Research in Mexico City. In the Intini Lab, Diaz's work

is aimed at identifying the exact location of PRX1 expressing cells in the intramembranous bones.



Merlijn Kaaij, MSc, joined the Olsen Lab as a visiting scholar through a fellowship program at the University of Amsterdam in The Netherlands. Kaaij received his BS and worked in the experimental immunology lab at the Academic Medical Center in Amsterdam. In the Olsen Lab, Kaaij is studying

heterotopic ossification, and will study the non-canonical NF- κ B signalling in endothelial-mesenchymal transition and whether hypoxia has an effect on the heterotopic ossification.



Leila Valdivieso, PhD, originally from Bolivia joined the Whitman Lab as a postdoctoral fellow. Valdivieso received her PhD in molecular and cellular biology from Washington University in St. Louis, Missouri. At Washington University, she worked in the laboratory of Dr. Roberto Civitelli in

the Division of Bone and Mineral Diseases. In the Whitman Lab, Valdivieso is investigating the role of the secreted tyrosine kinase VLK in skeletal cells differentiation.



Shu-Chi (Allison) Yeh, PhD, originally from Taiwan, joined the Intini Lab as a postdoctoral fellow. Yeh received her PhD in biomedical engineering from McMaster University in Hamilton, Canada. In the Intini Lab, Yeh is researching minimally invasive methodologies for ablation of craniofacial bone

progenitor cells. The project is being conducted in collaboration with the Lin Lab at the Wellman Center for Photomedicine at Massachusetts General Hospital.



HARVARD
School of Dental Medicine

A publication of the HSDM Office of Research

188 Longwood Avenue — Boston, MA 02115

www.hsdm.harvard.edu

Bjorn R. Olsen, MD, PhD, Dean for Research

Dawn M. DeCosta, Editor and Layout

Heather M. Denny, Editing

Leanne "Jake" Jacobellis, Editing

For information regarding the Research Bulletin, please contact Dawn at 617.432.1121, or dawn_decosta@hsdm.harvard.edu.

Faculty and Student Highlights



Lisa Thompson, DMD, instructor in oral health policy and epidemiology, and co-director of the HSDM fellowship program in geriatric dentistry, received a Harvard Academy Fellowship in Medical Education. Thompson was one of five individuals awarded a fellowship for the academic year 2015-2016. This endowed, competitive program seeks to develop and enhance the fellows' analytical skills as medical education researchers and teaching skills as medical educators. Thompson is working

on, "The Development and Assessment of Curriculum for an Inter-Professional Community-Based Clinical Activity in Geriatric Oral Health for Medical, Dental and Nursing Students."



Erica Shapiro received a F32 Fellowship from NIH-NIDCR to support her pursuit of a dual DMD/PhD degree. Shapiro is in the fifth year of the program (two years at HSDM; and three years in the Biological Sciences in Dental Medicine program for her PhD degree). She is currently working in the Ribbeck Lab at Massachusetts Institute of Technology; and collaborating with Margaret Duncan, PhD at the Forsyth Institute. Shapiro is studying the connection between salivary mucins and

cariogenic *Streptococcus* biofilm formation. After graduation, Shapiro plans to attend a residency program and then pursue a faculty position where she can teach, conduct research, and practice in the clinic.



Shigemi Ishikawa-Nagai, PhD, DDS, associate professor of restorative dentistry and biomaterials sciences, and director of the predoctoral program in prosthodontics, has been named director of clinical research in the Office of Research at HSDM. Nagai combines basic science with clinical and developmental research focused on color science, soft tissue esthetics in dental implants, and early caries detection, as well as a project involving osteoinductive peptides found by a new biopanning

method. Nagai looks forward to her new role in expanding clinical and translational research opportunities at HSDM.

Forsyth /
Pioneering Discoveries
Profound Change

Forsyth to Establish Host-Microbiome Center with Brigham and Women's Hospital

The Forsyth Institute and Brigham and Women's Hospital (BWH) were awarded \$4.8 million to fund the creation of the Massachusetts Host-Microbiome Center, which will accelerate practical understanding of how personal microbial communities interact to promote health or cause disease. The project draws upon unique expertise amongst institutions that have pioneered functional systems to identify causative effects of microbial communities in vivo, namely Forsyth, BWH, Boston Children's Hospital and the Harvard Digestive Diseases Center. Faculty responsible for leading this effort include: Drs. Philip Stashenko, Bruce Paster, Jorge Frias-Lopez, Susan Rittling, and Felicitas Bidlack.

Forsyth Joins Boston Biomedical Innovation Center (B-BIC)

Forsyth, announced their collaboration with B-BIC, a healthcare consortium designed to accelerate commercialization of biomedical technologies. "Forsyth and B-BIC share the common goal of translating novel healthcare technologies into clinical practice, and we are, thus, very happy to join the B-BIC community," said Philip Stashenko, DMD, PhD, President and CEO of Forsyth. "The synergies between our two organizations will strengthen our collective ability to introduce innovations that improve health and patient care."

<http://www.forsyth.org>

HSDM Publications

DEVELOPMENTAL BIOLOGY

Berendsen A, Olsen BR. Regulation of adipogenesis and osteogenesis in mesenchymal stem cells by vascular endothelial growth factor A. *Journal of Internal Medicine* 2015;277(6):674-680.

Duan X, Murata Y, Liu Y, Nicolae C, Olsen BR, Berendsen A. Vegfa regulates perichondrial vascularity and osteoblast differentiation in bone development. *Development* 2015; 1;142(11):1984-1991.

Edelstein B, Ng MW. Chronic disease management strategies of early childhood caries: support from the medical and dental literature. *Journal of Pediatric Dentistry* 2015;37(3):281-287.

Garcia R, Borrelli B, Dhar V, Douglass J, Gomez F, Hieftje K, Horowitz A, Li Y, Ng MW, Twetman S, Tinanoff N. Progress in early childhood caries and opportunities in research, policy, and clinical management. *Journal of Pediatric Dentistry* 2015;37(3):294-299.

Herman J, Pepper L, Cortese J, Estiu G, Galinsky K, Zuzarte-Luis V, Derbyshire E, Ribacke U, Lukens A, Santos S, Patel V, Clish C, Sullivan W, Zhou H, Bopp S, Schimmel P, Lindquist S, Clardy J, Mota M, Keller T, Whitman M, Wiest O, Wirth D, Mazitschek R. The cytoplasmic prolyl-tRNA synthetase of the malaria parasite is a dual-stage target of febrifugine and its analogs. *Science Translational Medicine* 2015;7(288):288ra77.

Masoud M, Marghalani H, Bamashmous M, Alamoudi N, El Derwi D, Masoud I, Allareddy V, Gowharji N. Predicting changes in mandibular length and total anterior facial height using IGF-1, cervical stage, skeletal classification, and gender. *Progress in Orthodontics* 2015;16(1):76.

Noss E, Watts G, Zocco D, Keller T, Whitman M, Blobel C, Lee D, Brenner M. Evidence for cadherin-11 cleavage in the synovium and partial characterization of its mechanism. *Arthritis Research and Therapy* 2015;17(1):126.

Yalak G, Olsen BR. Proteomic database mining opens up avenues utilizing extracellular protein phosphorylation for novel therapeutic applications. *Journal of Translational Medicine* 2015;13:125.

Yang J, Andre P, Ye L, Yang YZ. The hedgehog signalling pathway in bone formation. *International Journal of Oral Science* 2015; May 29.

ORAL HEALTH POLICY, AND EPIDEMIOLOGY

Curro F, Grill A, Matthews A, Martin J, Kalenderian E, Craig R, Naftolin F, Thompson V. Case Presentations demonstrating periodontal treatment variation: PEARL Network. *Compendium of Continuing Education in Dentistry* 2015;36(6):432-40.

Obadan E, Ramoni R, Kalenderian E. Lessons learned from dental patient safety case reports. *The Journal of the American Dental Association* 2015;146(5):318-326.

Reed S, Adibi S, Coover M, Gellin R, Wahlquist A, AbdulRahiman A, Hamil L, Walji M, O'Neill P, Kalenderian E. Does use of an electronic health record with dental diagnostic system terminology promote dental students' critical thinking? *Journal of Dental Education* 2015;79(6):686-696.

ORAL AND MAXILLOFACIAL SURGERY

Forman M, Chuang S, August M. The accuracy of clinical diagnosis of oral lesions and patient-specific risk factors that affect diagnosis. *Journal of Oral and Maxillofacial Surgery* 2015; May 7.

Susarla S, Swanson E, Lopez J, Peacock Z, Dodson T. Does self-citation influence quantitative measures of research productivity among academic oral and maxillofacial surgeons? *Journal of Oral and Maxillofacial Surgery* 2015; May 21.

Swanson E, Miller D, Susarla S, Lopez J, Lough D, May J, Redett R. What effect does self-citation have on bibliometric measures in academic plastic surgery? *Annals of Plastic Surgery* 2015; Jun 20.

ORAL MEDICINE, INFECTION, AND IMMUNITY

Amano K, Densmore M, Lanske B. Conditional deletion of Indian hedgehog in limb mesenchyme results in complete loss of growth plate formation but allows mature osteoblast differentiation. *Journal of Bone and Mineral Research* 2015; Jun 19.

Baron R. Anatomy and ultrastructure of bone – Histogenesis, growth and remodeling. In: De Groot L, Beck-Peccoz P, Chrousos G, Dungan K, Grossman A, Hershman J, Koch C, McLachlan R, New M, Rebar R, Singer F, Vinik A, Weickert M, Editors. South Dartmouth, MA: MDText.com, Inc.; 2000-2008.

Bassir S, Wisitrasameewong W, Raanan J, Ghaffarigarakani S, Chung J, Freire M, Andrada L, Intini G. Potential for stem cell-based periodontal therapy. *Journal of Cell Physiology* 2015; Jun 8.

Finnigan G, Takagi J, Cho C, Thorner J. Comprehensive genetic analysis of paralogous terminal septin subunits Shs1 and Cdc11 in *Saccharomyces cerevisiae*. *Genetics* 2015; May 12.

Gori F, Lerner U, Ohlsson C, Baron R. A new WNT on the bone: WNT16, cortical bone thickness, porosity and fractures. *BoneKEY Reports* 2015;4:669.

Kaludjerovic J, Ward W. Bone-specific gene expression patterns and whole bone tissue of female mice are programmed by early life exposure to soy isoflavones and folic acid. *Journal of Nutrition and Biochemistry* 2015; May 28.

Li Y, Tanner A. Effect of Antimicrobial interventions on the oral microbiota associated with early childhood caries. *Journal of Pediatric Dentistry* 2015;37(3):226-244.

Mawardi H, Woo SB. Medication-related osteonecrosis of the jaws, stage 0--do we need stage 0 any more? *Journal of Oral and Maxillofacial Surgery* 2015;73(5):797.

Ominsky M, Libanati C, Niu Q, Boyce R, Kostenuik P, Wagman R, Baron R, Dempster D. Journal of Bone and Mineral Research: Volume 30, Issue 5, May 2015, Frontmatter page ii. *Journal of Bone and Mineral Research* 2015; May 10.

Seoudi N, Bergmeier L, Drobniewski F, Paster B, Fortune F. The oral mucosal and salivary microbial community of Behçet's syndrome and recurrent aphthous stomatitis. *Journal of Oral Microbiology* 2015;7:27150.

RESTORATIVE DENTISTRY AND BIOMATERIALS SCIENCES

Kim A, Chutinan S, Park S. Assessment skills of dental students as peer evaluators. *Journal of Dental Education* 2015;79(6):653-7.

Nalliah R, Allareddy V. Recruitment and retention of junior clinical teachers. *The Clinical Teacher* 2015; May 12.

Sato T, Alles N, Khan M, Nagano K, Takahashi M, Tamura Y, Shimoda A, Ohya K, Akiyoshi K, Aoki K. Nanogel-crosslinked nanoparticles increase the inhibitory effects of W9 synthetic peptide on bone loss in a murine bone resorption model. *International Journal of Nanomedicine* 2015;10:3459-3473.

Villa A, Wolff A, Aframian D, Vissink A, Ekström J, Proctor G, McGowan R, Narayana N, Aliko A, Sia Y, Joshi R, Jensen S, Kerr A, Dawes C, Pedersen A. World Workshop on Oral Medicine VI: a systematic review of medication-induced salivary gland dysfunction: prevalence, diagnosis, and treatment. *Clinical and Oral Investigation* 2015; May 22.

MULTI-DEPARTMENT

Steffens J, Wang X, Starr J, Spolidorio L, Van Dyke T, Kantarci A. Effect of antimicrobial interventions on the oral microbiota associated with early childhood caries. *Journal of Pediatric Dentistry* 2015;37(3):226-244.

Steffens J, Wang X, Starr J, Spolidorio L, Van Dyke T, Kantarci A. Associations between sex hormone levels and periodontitis in men: Results from Nhanes Iii. *Journal of Periodontology* 2015; 11:1-14.